



expressTM
plus⁺

A practical guide to transitioning
from a second-stage protein substitute
to express plus+ in disorders of protein metabolism



VitaFlo in Association
With You

Supporting education in the
dietary management of rare diseases

1.0	Disclaimer and Important information	3
2.0	Introduction	4
3.0	What is express plus+?	5
	Nutritional information	
4.0	Using express plus+	6
	Choosing the best protein substitute for your patient	
	Why change from a second-stage protein substitute to express plus+?	
5.0	The process of transition	8
	Managing fussy eating and food neophobia	
6.0	Example meal plan	12
7.0	References	13

Collaborator

Vitaflo® dietitians in collaboration with Professor Anita MacDonald PhD, BSc, OBE (Consultant Dietitian, Birmingham Children’s Hospital, UK)

1.0 Disclaimer and important information

Purpose

This practical guide is for the use of express™ plus+ in the dietary management of children and adults with disorders of protein metabolism.

Intended users

This practical guide is:

- for use by healthcare professionals working with children and adults diagnosed with disorders of protein metabolism
- **not** for use by parents/caregivers of children or adults with disorders of protein metabolism or patients themselves
- for general information only and must not be used as a substitute for professional medical advice

Target population

This practical guide is for use in children with diagnosed/proven disorders of protein metabolism.

Product information

Express plus+ is a Food for Special Medical Purposes (FSMP). Any product information contained in this practical guide, although accurate at the time of publication, is subject to change. The most current product information may be obtained by referring to product labels and www.vitafloweb.com. Please refer to these sources for information regarding allergens.

Introducing and adjusting express plus+ is dependent on the individual. Practical examples are given in this guide; however, it is the responsibility of the managing health care professional to use clinical judgement to introduce and adjust express plus+ in the most appropriate way for the individual and it may not always be appropriate to use the practical guide.

Important notice for express plus+

- Use under medical supervision
- Not suitable for use as a sole source of nutrition
- Suitable from 3 years of age
- Must only be consumed by individuals with disorders of protein metabolism
- Diet must be supplemented with natural protein, water and other nutrients in prescribed quantities
- For enteral use only

Disclaimer

The information contained in the practical guide is for general information purposes only and does not constitute medical advice. The practical guide is not a substitute for medical care provided by a licensed and qualified health care professional and Vitaflo does not accept any responsibility for any loss arising from reliance on information contained in this guide.

This practical guide should be read in conjunction with local, national and international guidelines and best practice for the dietary management of disorders of protein metabolism. Information contained within the guide is based on the most recent scientific evidence available on the management of disorders of protein metabolism as of October 2021.

This practical guide does not establish or specify particular standards of medical care for the treatment of any conditions referred to in this practical guide.

Vitaflo International Limited does not recommend or endorse any specific tests, procedures, opinions, clinicians or other information that may be included or referenced in this practical guide.

2.0 Introduction

Children experience many changes to their individual nutritional needs as they grow from infants to toddlers, all the way through to adulthood and the elderly years. Childhood presents periods of rapid growth, increased requirements for specific nutrients¹, as well as development of behavioural and social skills associated with food and eating².

For children with disorders of protein metabolism, to accommodate these changes, protein substitutes are designed to benefit children at different life stages. For example, micronutrient requirements change as children grow, which is reflected in the nutritional profiles of protein substitutes intended for different ages. Children change developmentally, so at weaning age, a semi-solid may be more appropriate than a liquid protein substitute. It is important that protein substitutes cater for life stages and requirements because they can provide over 75% of protein requirements^{3,4} depending on the condition, so contribute significantly to the overall quality of a child's diet.

The change from one protein substitute to another can be an anxious time for children and their parents/caregivers, especially because we know that abnormal feeding behaviours and neophobia are prevalent in inherited metabolic disease⁵⁻⁸. However, it is important that the protein substitute they are taking is the best choice for them.

The express plus+ range provides a protein substitute that meets the nutritional needs of a child from 3 years old onwards, as well as accommodating social and practical needs as children grow older. This practical guide supports the transition from a second-stage protein substitute to express plus+ to help make the process of change as smooth as possible.

3.0 What is express plus+?

Express plus+ is a range of powdered protein substitutes, free from the offending amino acid(s)*. Express plus+ contains essential and non-essential amino acids, carbohydrate, vitamins, minerals, trace elements and docosahexaenoic acid (DHA).

*None added. Trace amounts may still be present in other ingredients (<10mg per 100g / <4mg per serving)

Key features of express plus+

Available for PKU, MSUD, HCU, TYR, GA and MMA/PA

Available in 15g PE and 20g PE pre-measured sachets for most conditions

Contains DHA (200mg/30g PE)







Added starch to replicate the texture and mouthfeel of gel™ and explore™ ranges



Available in unflavoured and flavoured options (PKU only) and compatible with flavour pacs (see table below)

Contains full micronutrient profile

Can be prepared to a low volume semi-solid or as a mini or flexi-drink

Pack Size						
	PKU	MSUD	HCU	TYR	MMA/PA	GA
Express plus 15	✓	✓	✓	✓	✓	✓
Express plus 20	✓	✓	✓	✓		
Flavour Options						
Unflavoured	✓	✓	✓	✓	✓	✓
Orange	✓	Available in unflavoured only. However, can be used in combination with Vitaflo flavour pacs™.				
Tropical	✓					
Lemon	✓					
Raspberry	✓					




PKU express plus* (Unflavoured)		Nutritional Information			
Nutrient	Units	Per 100g	Per 10g PE	Per 15g PE	Per 20g PE
Energy	kJ	1339	227	335	455
	kcal	316	53	79	107
Protein	g	60	10	15	20
Fat	g	2.2	0.4	0.55	0.75
	of which saturates	g	0.7	0.18	0.24
DHA	mg	400	68	100	136
Carbohydrate	g	14	2.4	3.5	4.8
	of which sugars	g	1.2	0.30	0.41
Fibre	g	0	0	0	0

Other express plus+ products will have similar macronutrient profiles but will differ in their amino acid profiles.

4.0 Using express plus+

Choosing the best protein substitute for your patient.

Protein substitutes are designed to meet nutritional and practical requirements at each developmental stage of childhood as shown in the graphic below:

<p>Metabolic formula for infants</p>  <p>These products are similar in composition to standard infant formula, without the offending amino acid(s). They are designed to meet rapid growth demands of infancy by providing all macronutrients and a micronutrient profile to meet the needs of this first life stage.</p>	<p>Second-stage protein substitute</p>  <p>When an infant starts to introduce complementary foods, energy provided by the protein substitute remains important, although there is a reduced emphasis when compared to formula. This allows the child to obtain more energy from foods. The micronutrient profile is designed to meet requirements of this life stage and provide nutrients that are compromised by a low protein diet. The consistency mirrors that of first complementary foods.</p>	<p>Protein substitute for early and late childhood</p>  <p>As children progress from toddlers, the protein substitute provides a more concentrated source of amino acids, designed to meet nutritional requirements when the solid diet is fully established. It can be used throughout childhood, adolescence, and adulthood.</p>
---	---	--

Why change from a second-stage protein substitute to express plus+?

Children often become very used to their protein substitute and it can be difficult to persuade them, and their families, to make the change - especially if they feel that their current protein substitute meets all their needs. The information below describes why it is advantageous to transition to the most appropriate protein substitute, and how this is beneficial to the long-term nutritional management of your patient.

As children grow from toddlers to school children, their needs change nutritionally and developmentally and preferences and lifestyle factors develop. This means that their second-stage protein substitute gradually fails to meet their needs, and transition to a more age-appropriate protein substitute, such as express plus+, is indicated.

Changing needs in early childhood which indicate transition from a second-stage protein substitute to a more age-appropriate protein substitute:

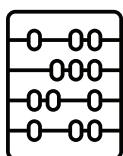


Nutritional

Energy: Once children have established complementary feeding, they may need a protein substitute that provides fewer calories to allow energy to come from the diet instead. Express plus+ is lower in energy than second stage protein substitutes so can be used for this purpose.

DHA: A protein-restricted diet is low in DHA sources and so needs to be supplemented. Second stage protein substitutes may contain DHA but at a level suitable for infants and may need additional supplementation. Express plus+ contains adequate DHA to meet the needs of older children.

Micronutrients: Requirements for particular micronutrients change throughout childhood with some being more important at different life stages. Whereas second stage protein substitutes are designed for infants and young children, express plus+ has been specifically formulated so that when given at the recommended intake for meeting age specific protein requirements, it also provides age specific recommended intakes of micronutrients (where intakes from the foods permitted in a low protein diet, are likely to be low).



Developmental

Concentrated second-stage protein substitutes such as the gel and explore ranges are designed to meet developmental needs of complementary feeding with particular consideration to **volume** and **consistency**.

Volume: As protein, and hence protein equivalent requirements increase, a protein substitute more concentrated in amino acids and micronutrients is beneficial. Express plus+ prepared to a semi-solid, is beneficial to children who are used to their second-stage protein substitute in this format and do not want to change. However, as children develop and grow, express plus+ can be prepared to larger volumes if children wish to take their protein substitute as a drink.

Consistency: Express plus+ has a similar mouthfeel when prepared as a semi solid, to the gel and explore ranges. This is designed to help children transition from their semi-solid second-stage protein substitute more easily. For PKU, there is also consistency in flavour options across ranges to further help transition.



Preferences and lifestyle

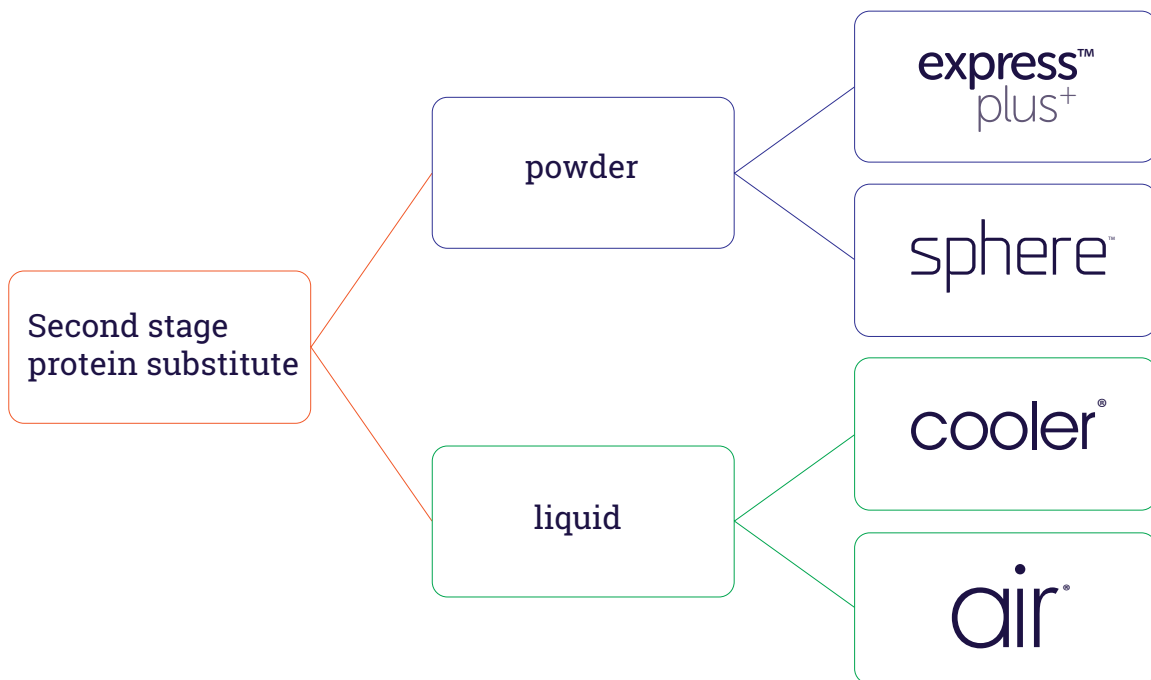
As children start school and develop their social lives, preferences and lifestyle factors start to influence suitability of their protein substitute.

Their second stage protein substitute may be too small a pack size, packaged to appeal to younger children or lack flexibility with volume.

To help compliance, express plus+ is designed to fit in with their lifestyle more easily as they become older.

5.0 The process of transition

An ideal time to transition is when a child is school aged, and the change can be part of this natural change and engrained in the developmental process. Beyond this age, transition tends to become more difficult to achieve and children become less receptive. There is a choice of protein substitutes available to make the process easier and every child is different, having their own preferences. The express plus+ range is just one option. The graphic below shows these options*.



*Not all products available for all conditions

Progressing from a second-stage protein substitute to a powdered protein substitute such as express plus+ can make the change easier, especially for those children who struggle to transition to a ready-to-drink liquid. Express plus+ can be prepared as a semi-solid similar to a second-stage protein substitute, and then increased in volume to a mini drink and subsequently a flexi drink, according to preference.



spoonable semi-solid

1. Empty the contents of the express plus+ sachet into the shaker.
2. Add 10-20ml or 2-4 teaspoons of water.
3. Stir well for 10 seconds and eat with a spoon.



mini drink

1. Empty the contents of the express plus+ sachet into the shaker.
2. Add 80-100ml of water.
3. Secure lid and shake well for 10 seconds.



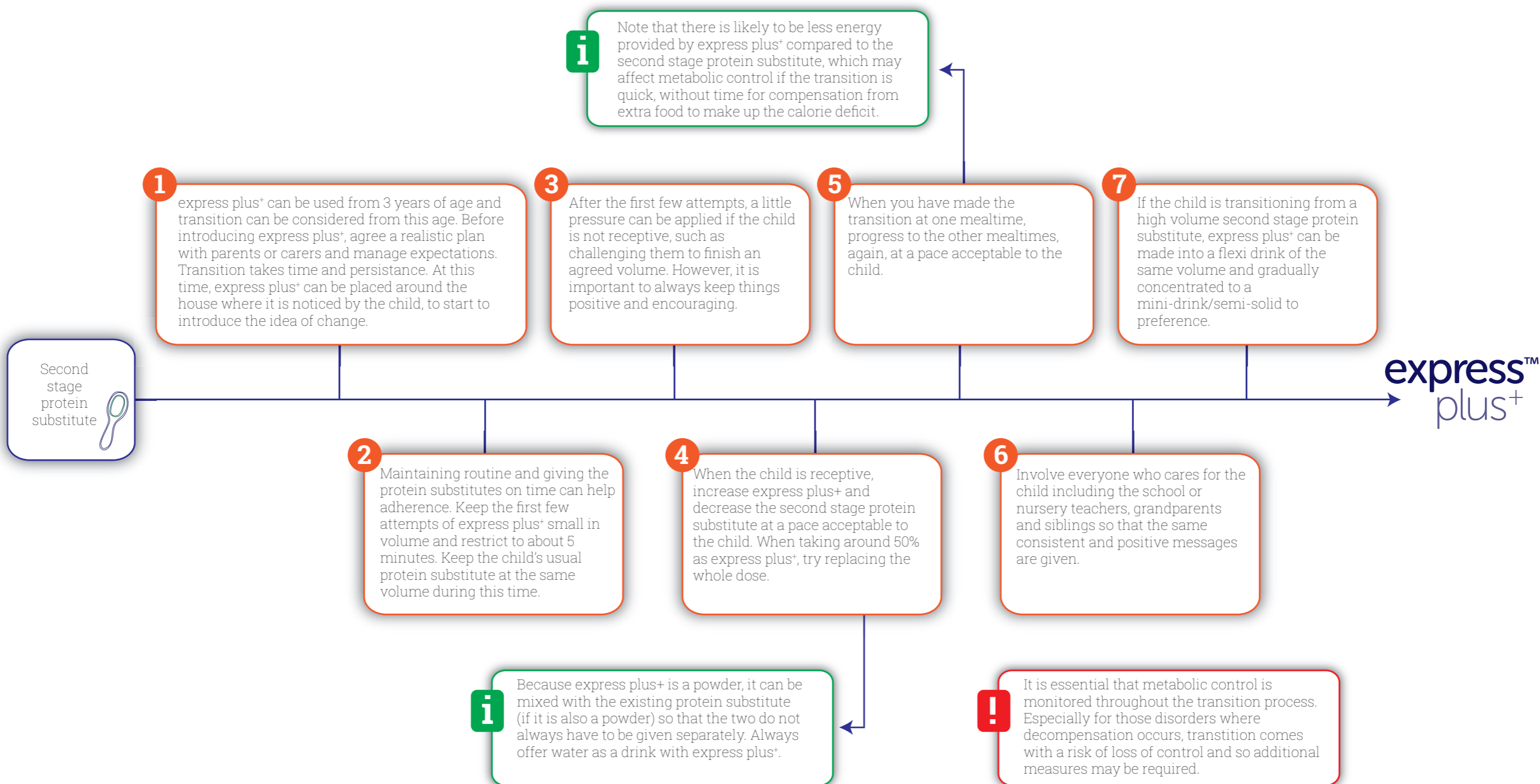
flexi drink

1. Empty the contents of the express plus+ sachet into the shaker.
2. Add as much water as you like!
3. Secure lid and shake well for 10 seconds.

Liquid ready-to-drink protein substitutes are often preferred by older children due to convenience, packaging and resemblance to commercial drinks⁹. Express plus+ is interchangeable with the cooler, air and sphere ranges and so transition to these ranges is easy and can be combined. Please refer to individual data cards for macronutrient and micronutrient details.

Making the transition

The graphic below shows the stages of transition when moving from a second stage protein substitute to express plus+. Transition will take various lengths of time for different children. It is normal for a child to need lots of encouragement, supervision and reassurance throughout the process and perseverance is needed by all carers for the child.



Managing fussy eating and food neophobia

Fussy eating and food neophobia can affect all children, but research in inherited metabolic disorders shows high prevalence⁷. Research specifically in children with PKU shows higher incidences of both food neophobia^{5,6} and fussy eating behaviours⁸. Tonon et al reported that these behaviours persist into adulthood in individuals with PKU at a higher rate than controls¹⁰. It is common therefore, for children of all ages to resist trying something new. This may happen when introducing a new protein substitute. Some strategies for managing food neophobia in children with disorders of protein metabolism are shown below with tips for taking their protein substitute.



Food neophobia – avoidance and rejection of new foods with an unwillingness to try. It is derived from a survival mechanism to avoid poisonous foods and other items.^{11,12}

Fussy/picky eating – rejection of a wide variety of familiar foods which can be based on flavour, look and texture and may have been previously accepted.

Why are children with metabolic conditions at more risk of fussy eating and food neophobia?	Strategies for easier transitioning to, and maintaining adherence to express plus+
<p>Breastfeeding is reduced in volume and often longevity in infants with a disorder of protein metabolism, reducing introduction of new flavours through breastmilk. This may increase the risk of fussy eating later on.</p> <p>A restricted diet can adversely affect eating patterns and feeding development.</p> <p>Gastrointestinal problems associated with metabolic conditions can impact on a child's relationship with food.</p> <p>Parents of PKU children, compared to controls, report more stress and anxiety related to feeding¹³ which can impact negatively on child feeding behaviour. Emotional stress is also reported in parents of MSUD children¹⁴ as well as PKU.</p> <p>Children with a metabolic condition may be given meals separately to other family members or friends⁸, reducing the opportunity for social feeding development.</p>	<p>Encourage parents/carers to: Treat all protein substitutes with the same importance as a medicine³.</p> <p>Supervise the child until the protein substitute is completely finished³.</p> <p>Give before meals to avoid complaints of being full.</p> <p>Avoid giving when the child is tired and uncooperative.</p> <p>Avoid mixing express plus+ with foods – allow the child to enjoy food.</p> <p>Be firm, but encouraging – star charts and rewards may help with this.</p> <p>Keep to the minimum time possible (less than 5 minutes is ideal) – timer games may help with this.</p> <p>Maintain routine, consistency³ and expectations of the child.</p> <p>Involve nursery and schools where children may be more receptive to new foods than with their family.</p>



Condition:	Hereditary tyrosinaemia type 1
Age:	6 years
Total protein	40g/day (2g/kg) requirement:
Natural protein allowance:	10g/day
Protein equivalent requirement:	30g/day

	Intake	Energy (kcal)	Protein/PE (g)
Breakfast	30g permitted breakfast cereal (2g protein exchange) 200ml protein-free milk alternative	270	2
	½ sachet TYR express plus* 20 made into a flexi drink	53	10
Mid-morning snack	Melon and peach slices 1 rice cake (1g protein exchange)	100	1
Lunch	1 small low protein bread roll with butter Low protein cheese Packet of crisps (1g protein exchange) Cereal bar (1g protein exchange)	500	2
	½ sachet TYR express plus*20 made into a spoonable semi-solid	53	10
Mid-afternoon snack	1 strawberry jelly pot (gelatine and aspartame free)	70	-
Evening meal	Medium jacket potato with butter (3g protein exchange) 15g peas (1g protein exchange) 50g baby carrots 1 low protein veggie sausage (1g protein exchange)	380	5
	½ sachet TYR express plus*20 made to a flexi drink and flavoured with chocolate syrup	53	10
Supper	1 small packet of raisins 200mls protein-free milk alternative	180	-
		1659	40

7.0 References

1. Shaw V, McCarthy H. Principles of Paediatric Dietetics: Nutritional Assessment, Dietary Requirements and feed Supplementation. In: Shaw V, editor. *Clinical Paediatric Dietetics*. 5th ed: Wiley Blackwell; 2020.
2. Scaglioni S, De Cosmi V, Ciappolino V, Parazzini F, Brambilla P, Agostoni C. Factors influencing children's eating behaviours. *Nutrients*. 2018;10(6):706.
3. MacDonald A, van Wegberg A, Ahring K, Beblo S, Bélanger-Quintana A, Burlina A, et al. PKU dietary handbook to accompany PKU guidelines. *Orphanet J Rare Dis*. 2020;15(1):1-21.
4. MacDonald A, Chakrapani A, Hendriksz C, Daly A, Davies P, Asplin D, et al. Protein substitute dosage in PKU: how much do young patients need? *Arch Dis Child*. 2006;91(7):588-93.
5. Evans S, Daly A, Chahal S, MacDonald J, MacDonald A. Food acceptance and neophobia in children with phenylketonuria: a prospective controlled study. *J Hum Nutr Diet*. 2015.
6. Evans S, Daly A, Chahal S, Ashmore C, MacDonald J, MacDonald A. The influence of parental food preference and neophobia on children with phenylketonuria (PKU). *Mol Genet Metab Rep*. 2018;14:10-4.
7. Manganozzi L, Gallo, Deodato, Maiorana, Caviglia, Bernabei, et al. Abnormal feeding behavior in children with inborn errors of metabolism treated with strict dietary regimens. *J Inherit Metab Dis*. 2015;38(supp. 1):S99.
8. MacDonald A, Harris G, Rylance G, Asplin D, Booth IW. Abnormal feeding behaviours in phenylketonuria. *J Hum Nutr Diet*. 1997;10(163-170).
9. MacDonald A, Lilburn M, Davies P, Evans S, Daly A, Hall SK, et al. 'Ready to drink' protein substitute is easier is for people with phenylketonuria. *J Inherit Metab Dis*. 2006;29(4):526-31.
10. Tonon T, Martinez C, Poloni S, Nalin T, MacDonald A, Schwartz IVD. Food Neophobia in Patients With Phenylketonuria. *J Endocrinol Metab*. 2019;9(4):108-12.
11. Rozin P. Preference and affect in food selection. *Preference behavior and chemoreception*. 1979:289-302.
12. Birch LL. Psychological influences on the childhood diet. *J Nutr*. 1998;128(2):407S-10S.
13. Gunduz M, Arslan N, Unal O, Cakar U, Kuyum P, Bulbul S. Depression and anxiety among parents of phenylketonuria children. *Neurosciences*. 2015;20(4):350-6.
14. Packman W, Henderson SL, Mehta I, Ronen R, Danner D, Chesterman B, et al. Psychosocial issues in families affected by maple syrup urine disease. *J Genet Couns*. 2007;16(6):799-809.

Notes

Notes



Enhancing Lives Together
A Nestlé Health Science Company

VitaFlo International Ltd,
Suite1.11, South Harrington Building,
182 Sefton Street, Brunswick Business Park,
Liverpool L3 4BQ, UK

+44 (0)151 709 9020

www.vitafloweb.com

 Follow VitaFlo Dietitians on Twitter: [@VitaFloRDs](https://twitter.com/VitaFloRDs)

® Reg. Trademarks of Société des Produits Nestlé S.A.
© Société des Produits Nestlé S.A.